

HIRC Resiliency Consortium



Who We Are

Pre-eminent non-profit consortium for patient-centric healthcare supply chain resiliency standards and best practices.

Our Mission

Increase resiliency and transparency in healthcare supply chains through collaboration, standards, and best practices for continuity of patient care.

Our Impact



Simplify path to resilience.



Deliver programs that support member adoption of resiliency practices.



Align operationally to reinforce common and aligned goals to industry.



Drive broad industry adoption of standards to accelerate healthcare resiliency.

Provider Members

HIRC

 Advent Health	 ADVOCATE HEALTH	 Allina Health	 Banner Health	 BayCare	 BJC Health System	BON SECOURS MERCY HEALTH
 City of Hope	 Cleveland Clinic	CommonSpirit 	 Corewell Health	 Dartmouth Health	 ECU HEALTH	 Encompass Health
HENRY FORD HEALTH	 <i>Heywood Healthcare</i>	HONORHEALTH	 Inova	 Intermountain Health	 KAISER PERMANENTE	 LEGACY HEALTH
 LIFEBRIDGE HEALTH	 Mass General Brigham	MAYO CLINIC 	 Metro Health	MultiCare 	 MUNSON HEALTHCARE	 NL Health Services
 Northwestern Medicine	 Nuvance Health	 Ochsner	 OhioHealth	 Premier Health	 RUSH	 Rutland Regional Medical Center
RWJBarnabas HEALTH	 St Luke's	 Stanford HEALTH CARE STANFORD MEDICINE	 Sutter Health	 THE OHIO STATE UNIVERSITY WEXNER MEDICAL CENTER	 Trinity Health	 UC Health
 MICHIGAN MEDICINE UNIVERSITY OF MICHIGAN	THE University of Vermont HEALTH NETWORK	 VANDERBILT HEALTH	 WELLSPAN HEALTH	Yale NewHaven Health		

Supplier Members

HIRC®

Thank you Sponsors / Partners

HIRC

Diamond sponsorship



Gold sponsorship



Standards



BCM
Assessment



Mapping &
Monitoring



Resiliency
Scorecard



Transparency
Badge



Resiliency
Badge

Measure supplier
baseline resiliency
maturity

Gain visibility
to upstream
supply chain

Align on current
maturity and
growth

Simple
one-to-many
resilience sharing

Robust assessment
and proof of
resiliency maturity

Mapping & Monitoring

What: Sets expectations on scope and method for multi-tier mapping & monitoring.

Value: Increase visibility, proactivity, and coordination

I want to collaborate on mitigation

- Which events matter?
- What is the extent of impact?
- What is the best mitigation strategy?

When natural disasters occur proximate to critical locations, notification is generated to both Supplier and Provider.

Streamlined communication increases expediency and efficiency of initial event awareness and response.

Specific mitigation strategies still follow conventional workflows.

Visibility

Strategic imperative

Visibility & Communication

Problem to fix

Lack of insight into upstream threats

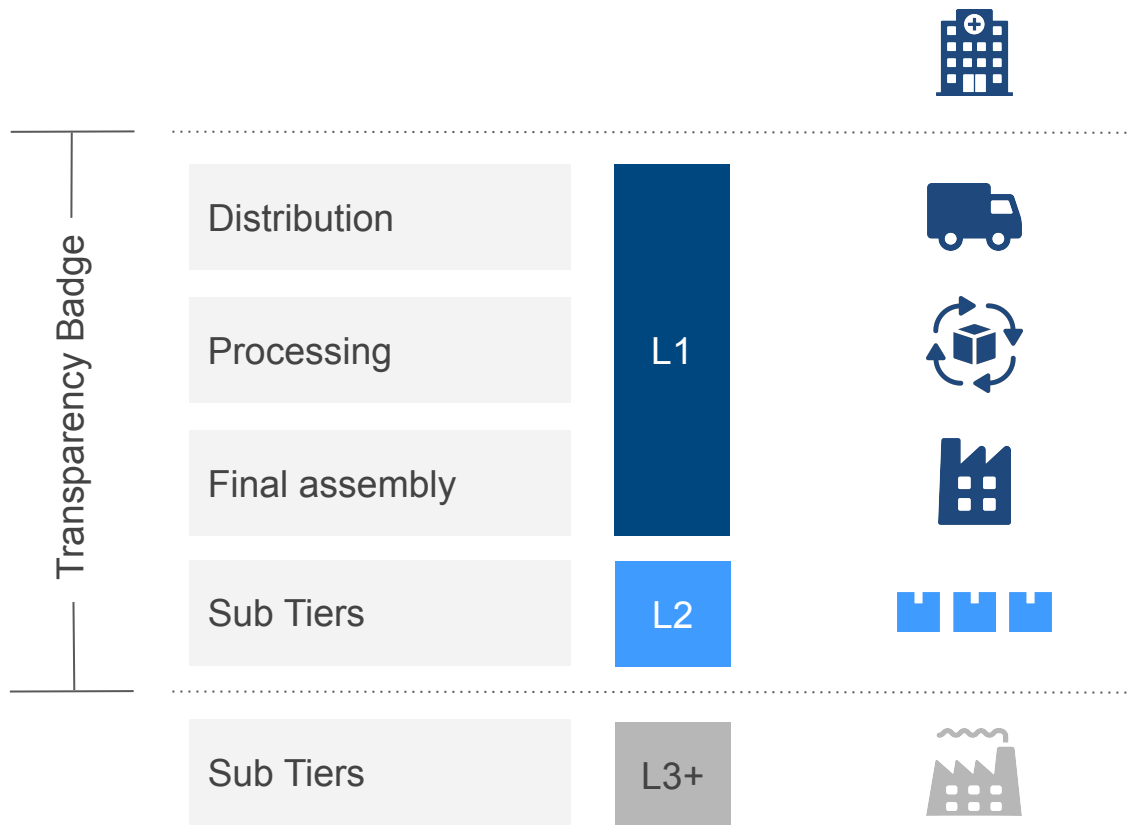
Desired future state

Proactive mitigation and coordinated communication

Key deliverables

Enhance insights into external threats & proactive response

Mapping Standard



Layer 1 = Final assembly to distribution

Layer 2 = Key direct contributors to final assembly

Layer 3 = Everything upstream of L2

Minimum

City/State
Product family

Preferred

Address
UNSPSC

For all essential / critical products and services

Critical - life saving / life sustaining

Essential - medically necessary

BCM Assessment

What: Standard assessment of the preparedness of a trading partner to resist and recover from disruptions.

Value: Increase risk awareness and mature mitigation

I want to know my supplier readiness

- Is there a formal BCM program?
- Is it robust?
- Does it align with industry norms?

Business Continuity Maturity (BCM) is a programmatic structure to effectuate resiliency at an organizational level.

The BCM Assessment is derived from ISO 22301, takes roughly 1 hour to complete, and rolls up to 5 different levels of maturity.

It enables a better understanding of preparedness.

Preparedness

Strategic imperative

Preparedness &
Transparency

Problem to fix

Lack of insight into
supplier resiliency

Desired future state

Increased mutual
understanding of risk
status & strategy

Key deliverables

Continue to drive
engagement of
current standard

BCM Assessment



01	Approved and active policy and program for Business Continuity Maturity (BCM)
02	Product Level Risk Management: <ul style="list-style-type: none">• Business Impact Assessment• Communications Plan• Recovery Capacity• Monitoring
03	Business Continuity Maturity: <ul style="list-style-type: none">• Adherence• Improvement Plan• Mitigation• Crisis Testing• Recovery Testing
04	Supplier Risk Monitoring Single Source Alternatives
05	All of the above

Resiliency Scorecard

What: Framework to assess resiliency of the trade relationship.
Includes five categories.

Value: Increase visibility, proactivity, and alignment

I want to measure and reinforce resiliency

- Is my supplier transparent
- Is my supplier prepared
- Has my supplier performed?

The mission of HIRC is to increase transparency and resiliency through standards and best practice.

The scorecard provides a baseline understanding of resiliency attributes, enables consistent measures and incentives, and fosters a collaborative approach to understanding resiliency.

Alignment

Strategic imperative

Partnership &
Alignment

Problem to fix

Lack of alignment on
mitigation strategy

Desired future state

Candor & clarity on
resiliency strengths and
opportunities

Key deliverables

Promote alignment on
standards
& commitments

Category	0 points	4 points	8 points	12 points
Supply Chain Mapping	Provided no location data	Provided limited location information	Meets Level 1 mapping standard	Meets Level 2 mapping standard
	<i>Additive evidence and/or discussion</i>	Some evidence of redundancy or similar capability	Moderate evidence of redundancy or similar capability	HIRC Transparency Partner Badge achieved
Event Communication	Provided no emergency contact, or contact is unresponsive	Emergency contact responsive only to direct outreach	Emergency contact responsive to both automated and direct outreach	Supplier consistent in providing candid and actionable supply disruption intel
BCM Assessment	Did not complete the assessment	Calculated score of ≤ 2.5	Calculated score of 3 to 4.5	Calculated score of 5 with evidence
	<i>Additive evidence and/or discussion</i>	Artifact provided to validate response	Live discussion meaningfully addresses supply continuity topics	Provided meaningful assessment of resiliency continuous improvement
KPI	Provides no reporting of service levels	Periodically reports service levels	Routinely reports service levels of 95%+	Routinely reports service levels of 99%+
	<i>Additive evidence and/or discussion</i>	Limited backorders	Limited recalls or quality issues	Supplier proactive in mitigating supply disruptions
Live Discussion	<i>Additive evidence and/or discussion</i>	Provided overview of resiliency program	Provided clear understanding of preparedness and response strategies	Provided specificity in the discussion relative to products of interest
		Actively collaborates on resiliency initiatives	Followed through on resiliency growth plan	Member of resiliency industry group
Results	Unsatisfactory <50%	Conventional 50-60%	Strategic 70-80%	Partner 85%+

Celebrate Transparency Badged Suppliers



The logo for Applied Medical, featuring the word "Applied" in bold black font above "Medical" in a smaller black font, with a teal sail-like graphic to the right.	The logo for B BRAUN, with "B " in green and "BRAUN" in green.	The logo for Baxter, with the word "Baxter" in a bold, italicized blue font.	The logo for BD, featuring an orange circle with a white sunburst icon inside, followed by the letters "BD" in blue.	The logo for CardinalHealth, featuring a red stylized bird-like graphic above the text "CardinalHealth" in black.
The logo for COOK MEDICAL, with "COOK" in white on a red rectangular background, and "MEDICAL" in white on a smaller red rectangular background below it.	The logo for FedEx, with "Fed" in purple and "Ex" in orange.	The logo for INNOVATIVE HEALTH, featuring a green and yellow cross icon to the left of the words "INNOVATIVE" and "HEALTH" stacked vertically in grey.	The logo for Johnson & Johnson MedTech, with "Johnson & Johnson" in red and "MedTech" in red below it.	The logo for Medtronic, with the word "Medtronic" in a bold blue font.
The logo for RESILIENT MEDICAL SOLUTIONS, with "RESILIENT" in a large, bold, italicized black font, and "MEDICAL SOLUTIONS" in a smaller blue font below it, separated by a teal horizontal line.	The logo for SANDOZ, with the word "SANDOZ" in a bold blue font.	The logo for stryker, with the word "stryker" in a bold, lowercase black font.		

Resiliency Monitor

Real-time visibility into healthcare supply chain performance



Clarium and HIRC to co-develop a new AI-powered healthcare supply chain resiliency tool for providers, suppliers, and other industry partners



Dynamic metrics at distributor,
manufacturer, product category,
and item levels




Real-time, at-a-glance
performance assessments for
providers and suppliers

 Clarium



HIRC[®]

Access Resiliency Data via HIRC Vault™



HIRC Vault™ on Microsoft Teams.

A simple and secure way to share

Map and Monitor via SRS

Data Sharing



Contacts



Sites



Your Suppliers



Responses



Conclusion



Achieve the Resiliency Badge.

A new healthcare industry standard and evidence-based assessment that evaluates supplier resiliency at a product category level. Our mission is to build and enhance resiliency through partnership and continuity of patient care.

4 Key Benefits of the Resiliency Badge Program

- 1 Proof of resiliency**
The badge is a trusted symbol of a supplier's ability to withstand disruptions and deliver critical supplies.
- 2 Demonstrate strengths and innovations**
Showcases a supplier's commitment to best practices, innovation, and continuous improvement.
- 3 Increase efficiency**
Reduces the need for one-off data requests from different healthcare organizations.
- 4 Continuity of patient care**
Increases industry partnership, growth, and continuity of patient care.



Industry-wide Effort



50+
Provider & Supplier
Organizations



350+
Healthcare Leaders



3000+
Hours of Combined
Expertise & Research

A Badge Built on the Science of Resiliency

1. Demand Planning

Demand Variability Mgmt
Collaborative Planning
Demand Agility
Channel Strength

2. Inventory Management

Target Inventory & Safety Stock
Lead Time Mgmt
Capacity Mgmt
Stockout and Backorder Mgmt
Redundancy, Optionality
Inventory Accuracy

3. Logistics

Warehouse
End-to-End Network Design
Carrier & Vendor Mgmt

4. Supply Chain Visibility

Extended Supply Chain Mapping
Extended Supplier Collaboration
Tracking & Tracing Mgmt
Organizational Fulfillment

5. Supplier Mgmt

Supplier Performance Mgmt
Quality Mgmt
Supplier Geographic Diversity
Supplier Qualification

6. Risk Mgmt & Contingency

Enterprise Risk Mgmt Strategy & Process
Business Continuity Planning & Mitigation
Risk Identification & Awareness
Third Party Risk Mgmt
Supply Chain Event Monitoring
Product Recalls

7. Operational Health

Performance Metrics
Critical Workflows
Data Governance & Mgmt

8. Market Conditions

Market Conditions

Why Earn the Resiliency Badge?

3 in 4

Providers say that an executive summary give definitive proof of resiliency.

9 in 10

HIRC provider leaders say the resiliency badge will have a meaningful impact on beds, awards, annual reviews, and eliminating duplicate information requests.

3 in 4

Providers say it is very important that strategic suppliers obtain the resiliency badge.

Achieved the Resiliency Badge



Distribution



Distribution

Pursuing the Resiliency Badge

Baxter



INNOVATIVE
HEALTH

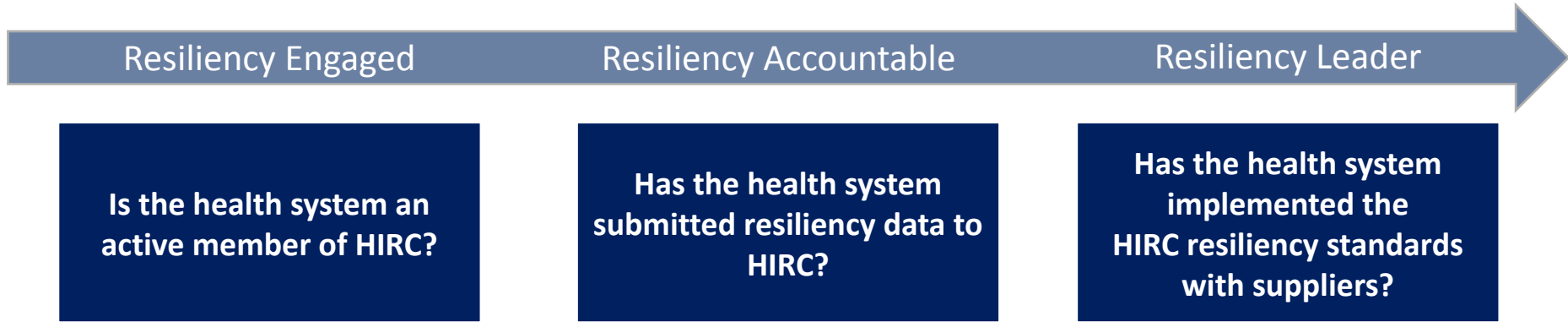
Medtronic

stryker®

Providers recognizing the Resiliency Badge

 Advent Health	 ADVOCATE HEALTH	 Allina Health	 Banner Health	 BayCare	 BJC HealthCare	 City of Hope.
 Cleveland Clinic	 CommonSpirit	 Corewell Health	 HENRY FORD HEALTH	 HONORHEALTH	 Intermountain Health	 LEGACY HEALTH
 LIFEBRIDGE HEALTH	 Mass General Brigham	 MAYO CLINIC	 MultiCare	 NL Health Services	 Northwestern Medicine	 Ochsner
 OhioHealth	 St Luke's	 Stanford HEALTH CARE STANFORD MEDICINE	 VANDERBILT HEALTH			

HIRC 5% of Gartner Top 25



GPO Roadmap

Our Ask

Include the core questions in competitive bid process

- Have you shared level 1 location data with my organization?
- Have completed and shared the BCM Assessment with my organization?
- Have you earned the HIRC Transparency Badge? If yes, for which years?
- Have you earned the HIRC Resiliency Badge? If yes, for what categories?



Co-develop and adopt HIRC standards



Amplify and elevate the Resiliency and Transparency badges

Provider Roadmap

Our Ask

Include the core questions in competitive bid process

- Have you shared level 1 location data with my organization?
- Have completed and shared the BCM Assessment with my organization?
- Have you earned the HIRC Transparency Badge? If yes, for which years?
- Have you earned the HIRC Resiliency Badge? If yes, for what categories?



Engage suppliers using the standards to simplify and prioritize what matters



Assign meaningful points to differentiate sourcing and performance decisions



Use the standards to elevate dialogue and partnership.



Celebrate suppliers who lean in, and notify those who are missing out

Supplier Roadmap

Our Ask



Align with the HIRC standards



Achieve the Transparency and Resiliency badges



Complete and share requested resiliency information with customers



Join the HIRC community to advance resiliency as an industry

Value Proposition

Providers

Simplify & Align - engage trading partners using standards definitions, measures, and priorities.

Access & Insight - community know-how, best practice sharing, and resiliency information.

Suppliers

Partnership - share the journey toward greater resiliency as a joint effort with their customer.

Differentiation - earn points in customer RFP and QBR via engagement in HIRC standards.

Tangibles

Member Tools



HIRC Vault
Simple, secure sharing



HIRC Forum
Best practice exchange

Member Freemium



Resiliency Monitor
AI tools by Clairum



Quick Start
Mapping/Monitoring by SRS

Providers and Suppliers

Stronger Together

hircstrong.com

